



अमृत महा आवास अभियान २०२२-२३

दैनिक प्रगती अहवाल : १८.०३.२०२३

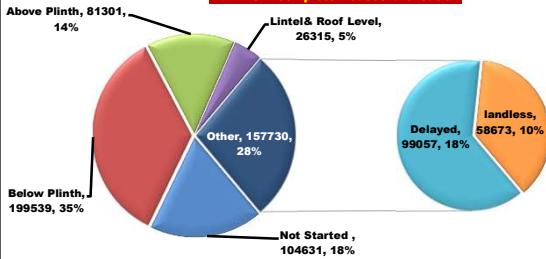
प्रधानमंत्री आवास योजना ग्रामीण — मंजूरी, पूर्ण घरकुले, हप्ते वितरण राज्य पुरस्कृत ग्रामीण आवास योजना — मंजूरी, पूर्ण घरकुले, हप्ते वितरण

योजना	एकूण मंजूरी	दैनिक मंजूरी	एकूण पूर्ण	दैनिक पूर्ण घरकुले	दैनिक पहिला हप्ता वितरित	दैनिक दुसरा हप्ता वितरित	दैनिक तिसरा हप्ता वितरित
प्रधानमंत्री आवास योजना ग्रामीण	१४१२९६३	१९	१००१६१८	८३३	२६८२	२५२१	२७४६
राज्य योजना	५४१६४३	२६३	३९२५७४	२७२	०	१६	२५
एकूण	१९५४६०६	२८२	१३९४१९२	११०५	२६८२	२५३७	२७७१

PMAY-G Completion Progress Bar

70.9%

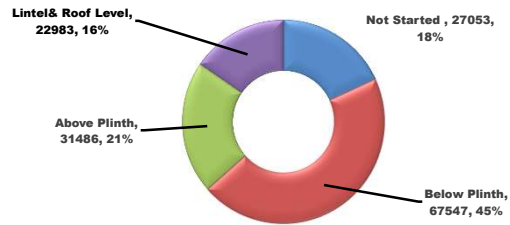
PMAY-G: Incomplete Houses bifurcation



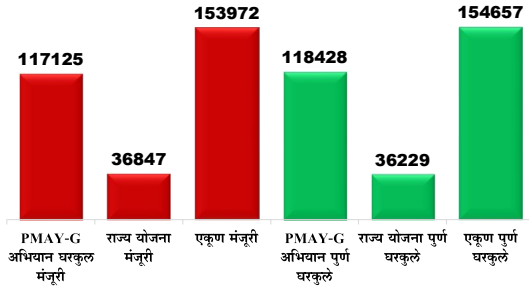
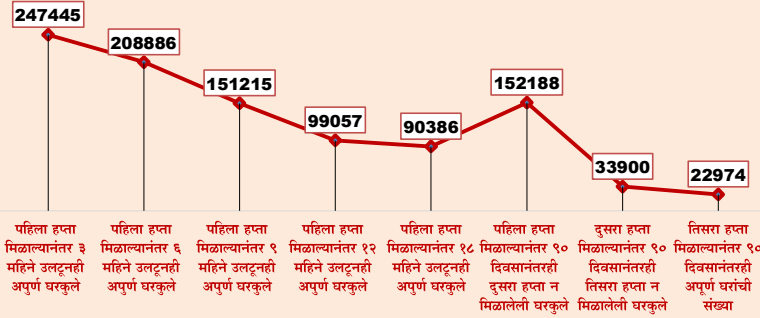
State Schemes Progress Bar

72.5%

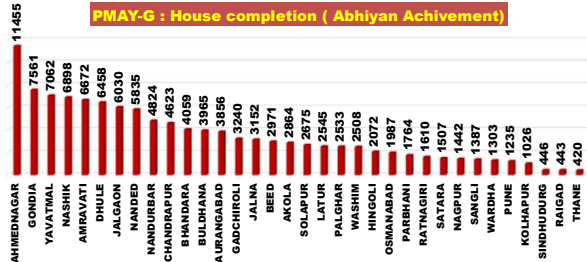
State Schemes: Incomplete Houses bifurcation



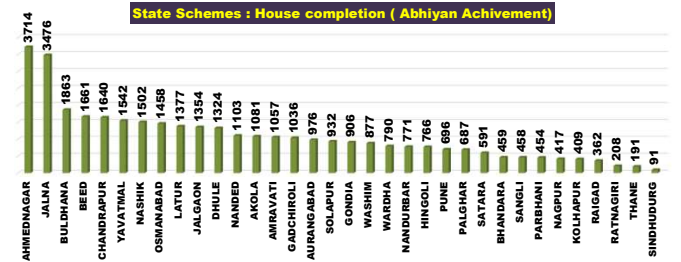
Abhiyan Achievement Day 118



PMAY-G : House completion (Abhiyan Achievement)



State Schemes : House completion (Abhiyan Achievement)

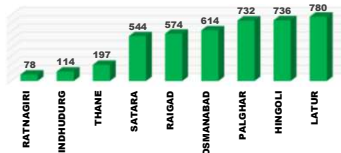


राज्य व्यवस्थापन कक्ष- ग्रामीण गृहनिर्माण

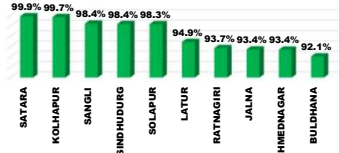
४ था मजला, दक्षिण कक्ष, सिडको भवन, सीबीडी बेलापूर, नवी मुंबई - ४०० ६१४.

Top and Bottom Ten Districts

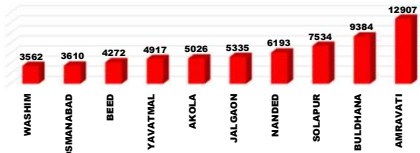
PMAY-G Delayed Houses TOP 10 Dist.



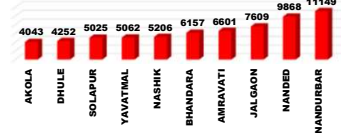
State Schemes Sanction TOP 10 Dist.



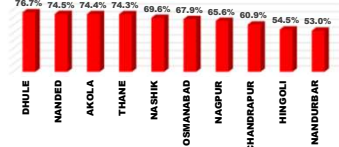
PMAY-G Remaining 1st Installments Bottom 10 Dist.



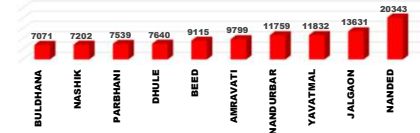
PMAY-G Delayed Houses Bottom 10 Dist.



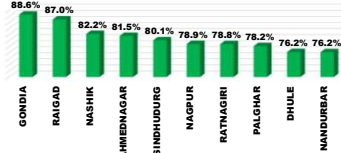
State Schemes Sanction Bottom 10 Dist.



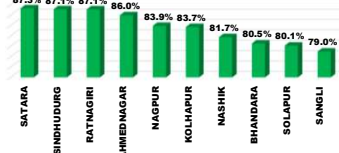
PMAY-G Remaining 2nd Installments Bottom 10 Dist.



PMAY-G Completion TOP 10 Dist.



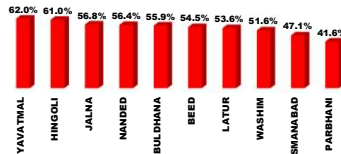
State Schemes Completion TOP 10 Dist.



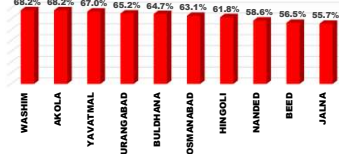
PMAY-G Remaining 3rd Installments Bottom 10 Dist.



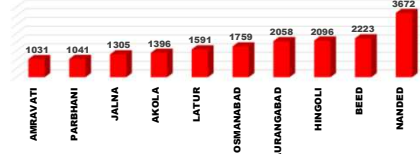
PMAY-G Completion Bottom 10 Dist.




State Schemes Completion Bottom 10 Dist.



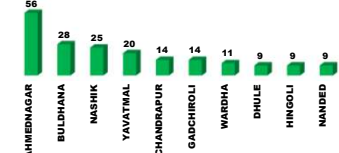
State Schemes Remaining 1st Installments Bottom 10 Dist.



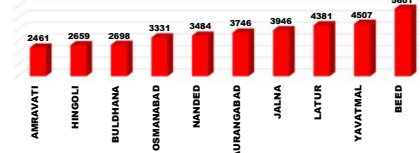
PMAY-G Daily Completion Top 10 Dist.



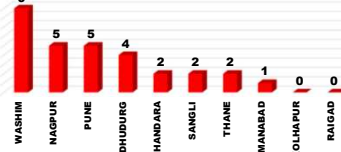
State Schemes Daily Completion Top 10 Dist.



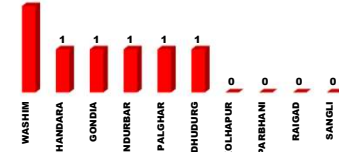
State Schemes Remaining 2nd Installments Bottom 10 Dist.



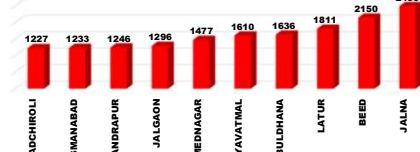
PMAY-G Daily Completion Bottom 10 Dist.



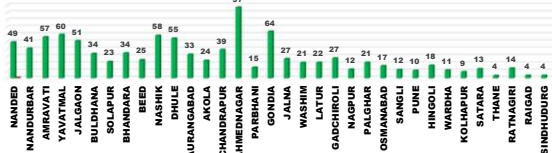
State Schemes Daily Completion Bottom 10 Dist.



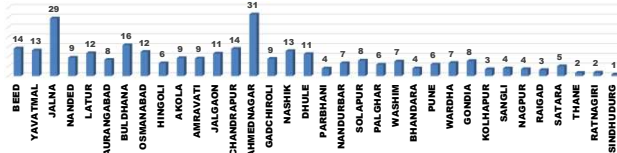
State Schemes Remaining 3rd Installments Bottom 10 Dist.



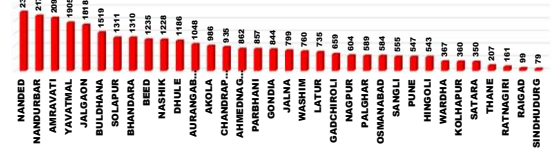
PMAY-G : Current Pace of Completion Per Day (Abhiyan)



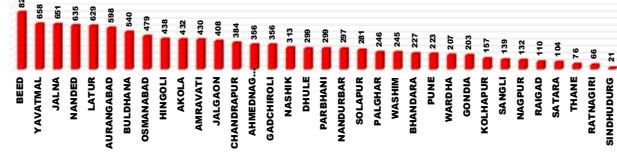
State Schemes : Current Pace of Completion Per Day (Abhiyan)



PMAY-G Required Pace of Completion Per Day



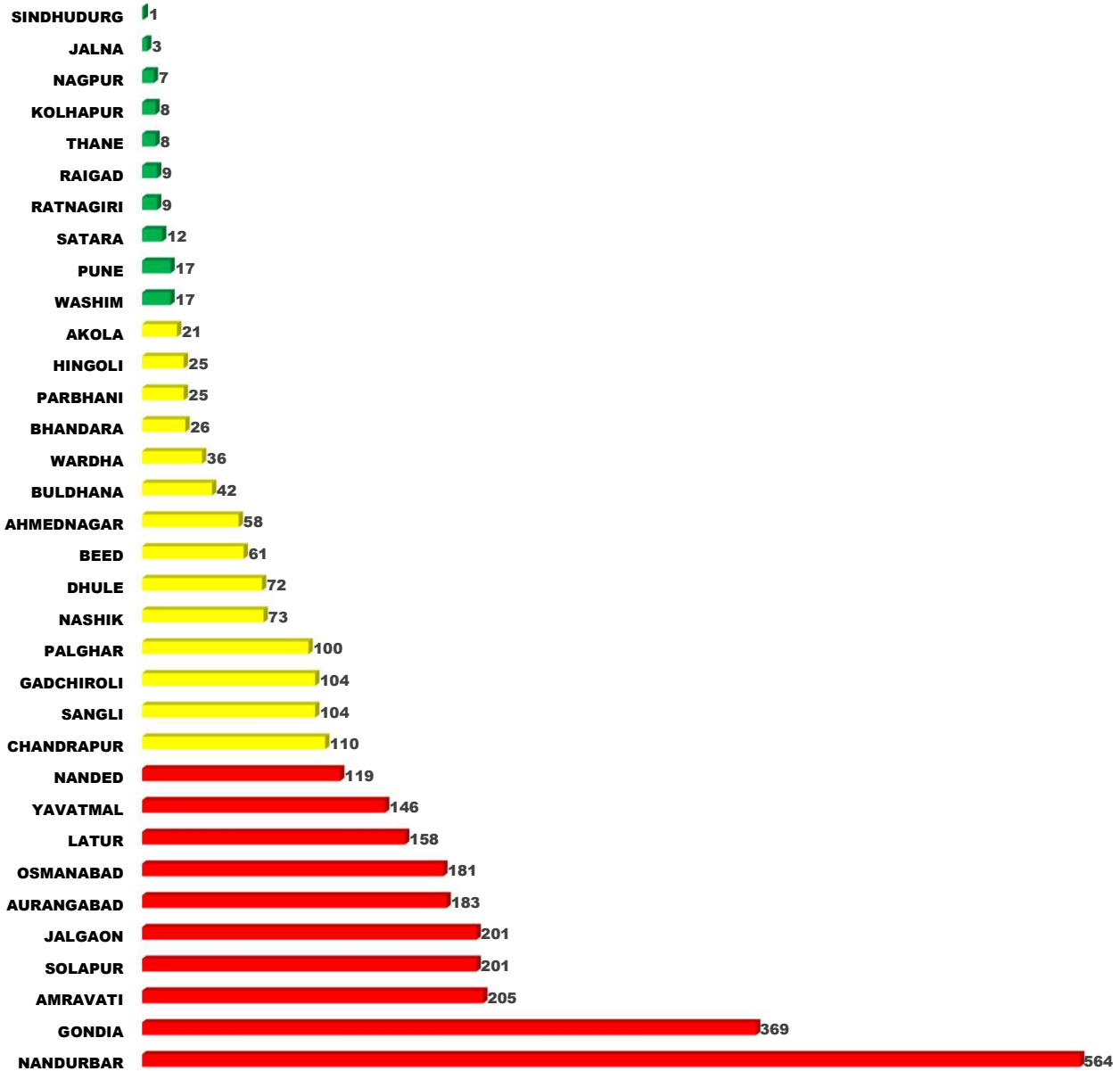
State Schemes Required Pace of Completion Per Day



प्रधानमंत्री आवास योजना ग्रामीण - मंजूरी (PWL+Awaas Plus)

Sr. No.	Division	Target (PWL+Awaas Plus)	17.03.2023	18.03.2023	Daily_Achievement	Remaining
1	NASHIK DIV.	414691	413711	413723	14	968
2	NAGPUR DIV.	292353	291704	291701	4	652
3	AURANGABAD DIV.	238197	237569	237442	1	755
4	AMRAVATI DIV.	275061	274630	274630	0	431
5	KONKAN DIV.	69743	69617	69616	0	127
6	PUNE DIV.	126193	125882	125851	0	342
	Total	1416238	1413113	1412963	19	3275

PMAY-G Remaining Sanction

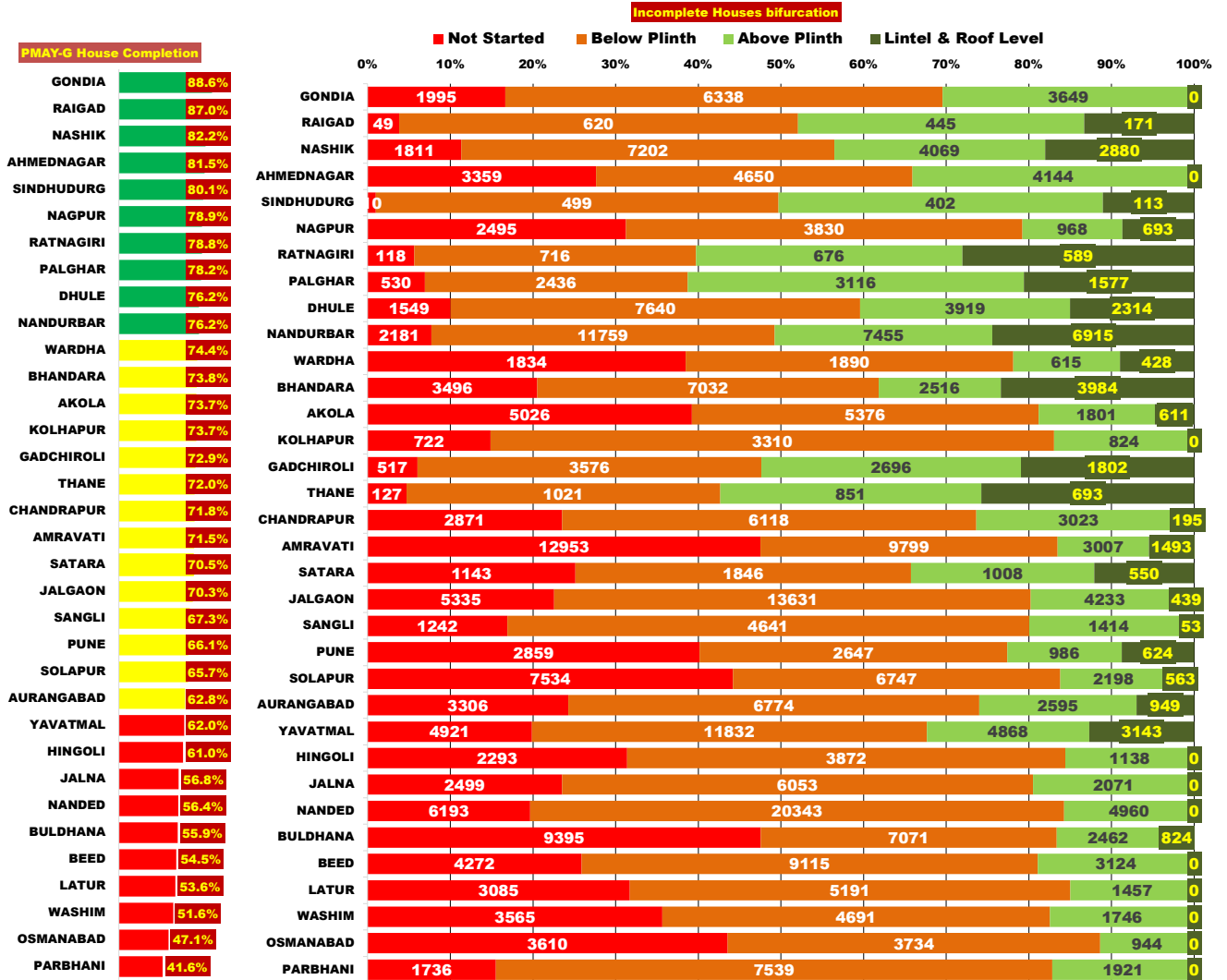


प्रधानमंत्री आवास योजना ग्रामीण - मंजूरी (PWL+Awaas Plus)

Sr. No.	District	Target (PWL+Awaas Plus)	17.03.2023	18.03.2023	Daily_Achievement	Remaining
1	NASHIK	89724	89637	89651	14	73
2	GADCHIROLI	31677	31569	31573	4	104
3	BEED	35319	35257	35258	1	61
4	AKOLA	48796	48775	48775	0	21
5	AMRAVATI	95708	95503	95503	0	205
6	AURANGABAD	36795	36612	36612	0	183
7	BHANDARA	65125	65099	65099	0	26
8	BULDHANA	44769	44727	44727	0	42
9	DHULE	64947	64875	64875	0	72
10	HINGOLI	18108	18083	18083	0	25
11	JALGAON	79787	79586	79586	0	201
12	JALNA	24047	24044	24044	0	3
13	KOLHAPUR	17773	17765	17765	0	8
14	LATUR	20729	20571	20571	0	158
15	NANDURBAR	119428	118864	118864	0	564
16	PARBHANI	19103	19078	19078	0	25
17	RAIGAD	9844	9835	9835	0	9
18	RATNAGIRI	9922	9913	9913	0	9
19	SANGLI	22175	22071	22071	0	104
20	SINDHUDURG	5148	5147	5147	0	1
21	SOLAPUR	49826	49625	49625	0	201
22	THANE	9606	9598	9598	0	8
23	WARDHA	18645	18609	18609	0	36
24	WASHIM	20412	20395	20395	0	17
25	YAVATMAL	65376	65230	65230	0	146
26	GONDIA	96485	96117	96116	-1	369
27	PALGHAR	35223	35124	35123	-1	100
28	AHMEDNAGAR	60805	60749	60747	-2	58
29	CHANDRAPUR	43228	43121	43118	-3	110
30	NAGPUR	37193	37189	37186	-3	7
31	PUNE	20978	20965	20961	-4	17
32	SATARA	15441	15456	15429	-27	12
33	NANDED	69551	69480	69432	-48	119
34	OSMANABAD	14545	14444	14364	-80	181
Total		1416238	1413113	1412963	19	3275

प्रधानमंत्री आवास योजना ग्रामीण - पूर्ण घरकूले

Sr. No.	Division	Sanction	17.03.2023	18.03.2023	Daily Achievement	Remaining	Avg. Completed Per Day From 20.11.22 to Today	To be Completed in Per Day till 31.03.23
1	NASHIK DIV.	413723	318814	319179	365	94544	302	7273
2	AMRAVATI DIV.	274630	180077	180228	151	94402	196	7262
3	AURANGABAD DIV.	237442	131619	131743	124	105699	205	8131
4	NAGPUR DIV.	291701	230253	230356	103	61345	188	4719
5	KONKAN DIV.	69616	54797	54860	63	14756	46	1135
6	PUNE DIV.	125851	85225	85252	27	40599	66	3123
Total		1412963	1000785	1001618	833	411345	1004	31642



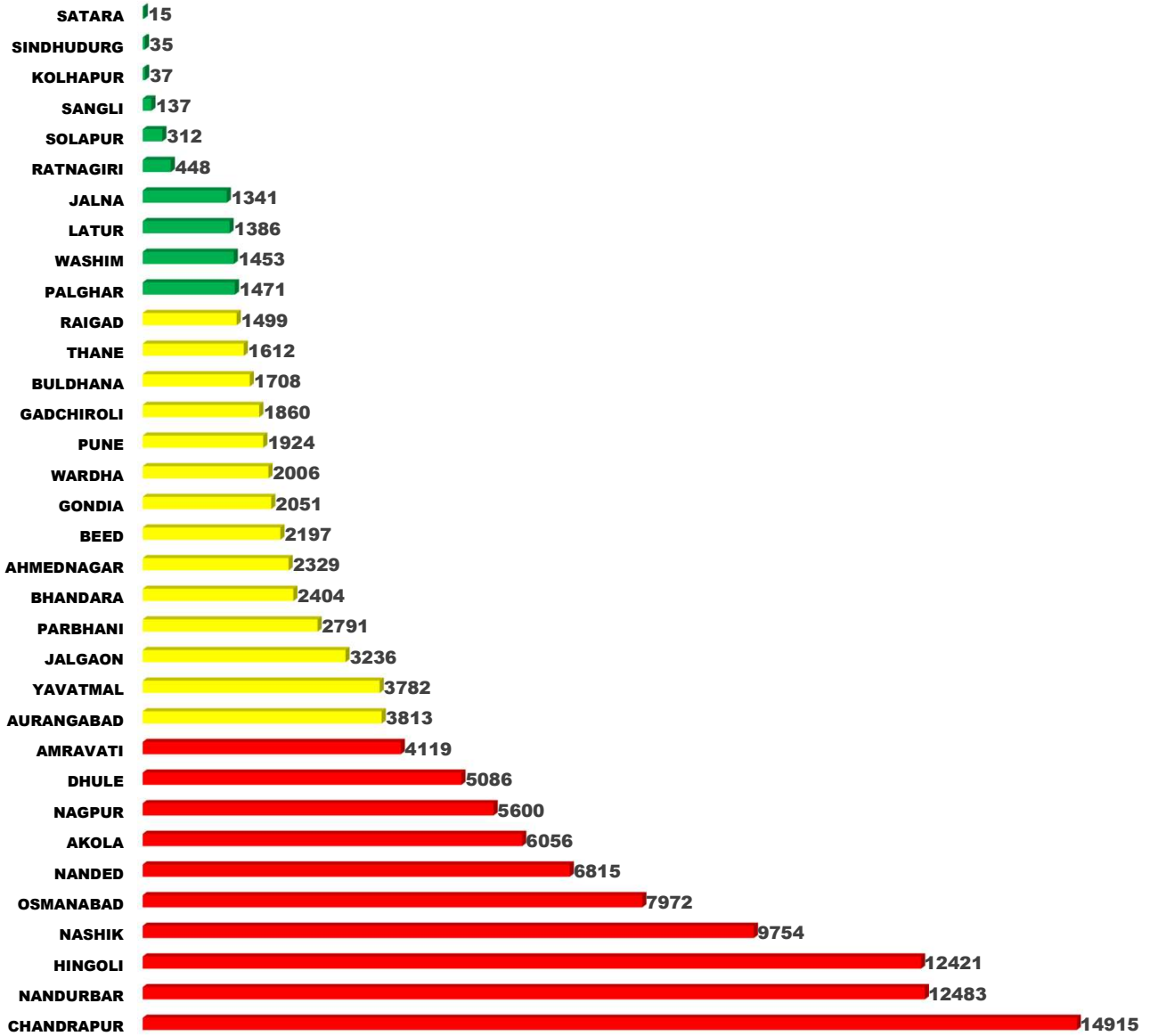
प्रधानमंत्री आवास योजना ग्रामीण - पूर्ण घरकूले

Sr. No.	District	Sanction	17.03.2023	18.03.2023	Daily Achievement	Remaining	Avg. Completed Per Day From 20.11.22 to Today	To be Completed in Per Day till 31.03.23
1	AHMEDNAGAR	60747	49377	49535	158	11212	97	862
2	NASHIK	89651	73564	73689	125	15962	58	1228
3	AMRAVATI	95503	68236	68297	61	27206	57	2093
4	BULDHANA	44727	24931	24986	55	19741	34	1519
5	NANDURBAR	118864	90505	90554	49	28310	41	2178
6	PALGHAR	35123	27424	27464	40	7659	21	589
7	GADCHIROLI	31573	22970	23007	37	8566	27	659
8	NANDED	69432	39113	39145	32	30287	49	2330
9	GONDIA	96116	85115	85139	24	10977	64	844
10	DHULE	64875	49430	49453	23	15422	55	1186
11	AURANGABAD	36612	22966	22988	22	13624	33	1048
12	HINGOLI	18083	11010	11030	20	7053	18	543
13	WARDHA	18609	13823	13842	19	4767	11	367
14	RATNAGIRI	9913	7797	7814	17	2099	14	161
15	CHANDRAPUR	43118	30946	30962	16	12156	39	935
16	BEED	35258	19184	19199	15	16059	25	1235
17	YAVATMAL	65230	40455	40470	15	24760	60	1905
18	LATUR	20571	11007	11019	12	9552	22	735
19	AKOLA	48775	35950	35961	11	12814	24	986
20	JALNA	24044	13647	13658	11	10386	27	799
21	PARBHANI	19078	7926	7937	11	11141	15	857
22	SATARA	15429	10871	10882	11	4547	13	350
23	JALGAON	79586	55938	55948	10	23638	51	1818
24	SOLAPUR	49625	32574	32583	9	17042	23	1311
25	WASHIM	20395	10505	10514	9	9881	21	760
26	NAGPUR	37186	29330	29335	5	7851	12	604
27	PUNE	20961	13840	13845	5	7116	10	547
28	SINDHUDURG	5147	4119	4123	4	1024	4	79
29	BHANDARA	65099	48069	48071	2	17028	34	1310
30	SANGLI	22071	14852	14854	2	7217	12	555
31	THANE	9598	6904	6906	2	2692	4	207
32	OSMANABAD	14364	6766	6767	1	7597	17	584
33	KOLHAPUR	17765	13088	13088	0	4677	9	360
34	RAIGAD	9835	8553	8553	0	1282	4	99
Total		1412963	1000785	1001618	833	411345	1004	31642

राज्यपुरस्कृत आवास योजना ग्रामीण - मंजूरी

Sr. No.	Division	Target	17.03.2023	18.03.2023	Daily Achievement	Remaining
1	AURANGABAD DIV.	199331	160424	160595	171	38736
2	KONKAN DIV.	34729	29612	29664	52	5065
3	NAGPUR DIV.	116255	87391	87419	30	28836
4	NASHIK DIV.	141360	108463	108472	10	32888
5	PUNE DIV.	65334	62909	62909	0	2425
6	AMRAVATI DIV.	109702	92584	92584	0	17118
	Total	666711	541383	541643	263	125068

State Scheme Remaining Sanction

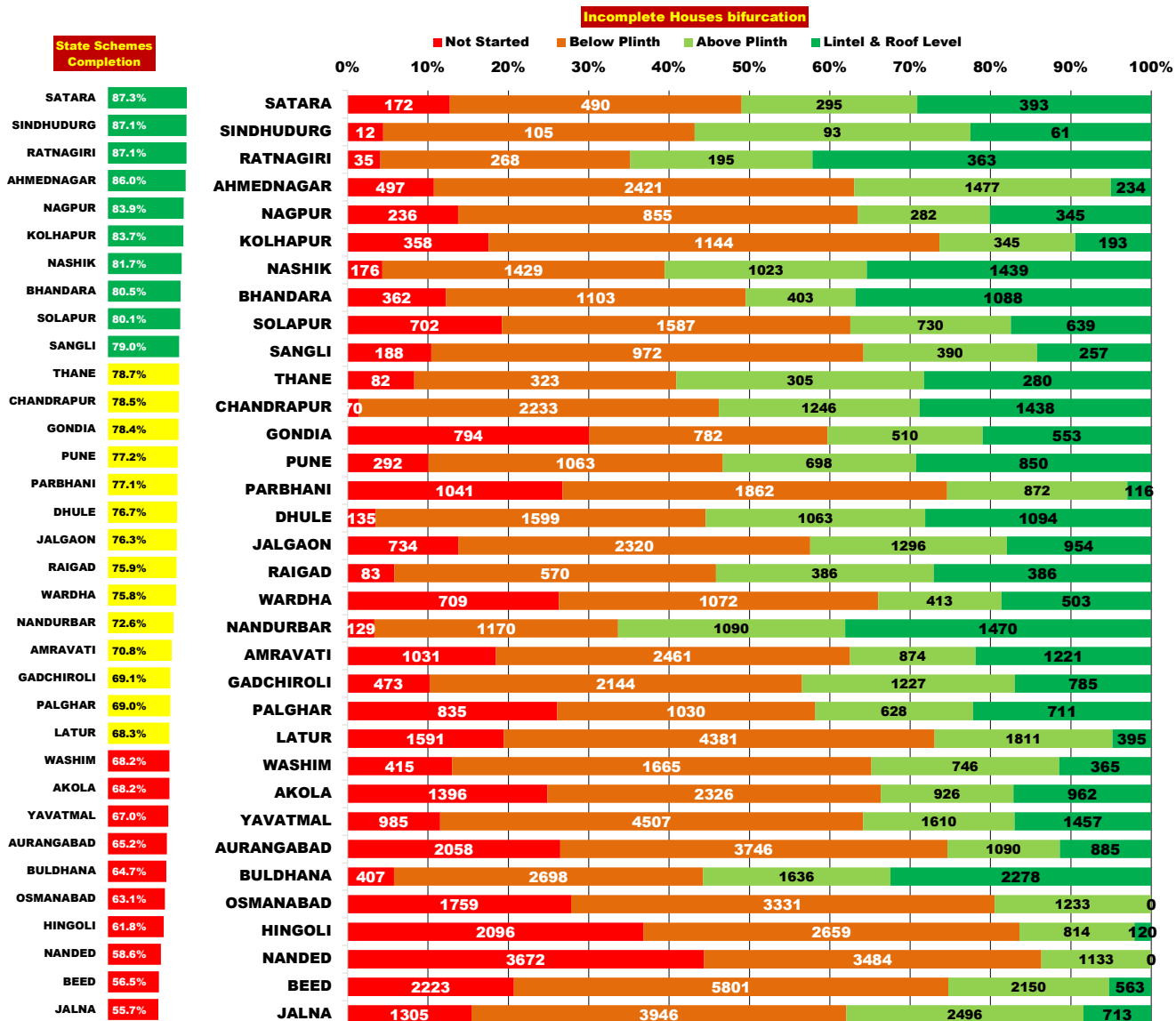


राज्यपुरस्कृत आवास योजना ग्रामीण - मंजूरी

Sr. No.	District	Target	17.03.2023	18.03.2023	Daily_Achievement	Remaining
1	PARBHANI	19784	16878	16993	115	2791
2	NANDED	26760	19890	19945	55	6815
3	PALGHAR	11792	10269	10321	52	1471
4	WARDHA	13147	11111	11141	30	2006
5	NANDURBAR	26578	14085	14095	10	12483
6	JALNA	20446	19104	19105	1	1341
7	AKOLA	23681	17625	17625	0	6056
8	AMRAVATI	23224	19105	19105	0	4119
9	AURANGABAD	26141	22328	22328	0	3813
10	BEED	26878	24681	24681	0	2197
11	BHANDARA	17590	15186	15186	0	2404
12	BULDHANA	21616	19908	19908	0	1708
13	CHANDRAPUR	38147	23232	23232	0	14915
14	DHULE	21790	16704	16704	0	5086
15	GADCHIROLI	16834	14974	14974	0	1860
16	HINGOLI	27298	14877	14877	0	12421
17	JALGAON	25659	22423	22423	0	3236
18	KOLHAPUR	12565	12528	12528	0	37
19	LATUR	27171	25785	25785	0	1386
20	NAGPUR	16291	10691	10691	0	5600
21	NASHIK	32035	22281	22281	0	9754
22	OSMANABAD	24853	16881	16881	0	7972
23	PUNE	14672	12748	12748	0	1924
24	RAIGAD	7406	5907	5907	0	1499
25	RATNAGIRI	7126	6678	6678	0	448
26	SANGLI	8732	8595	8595	0	137
27	SATARA	10647	10632	10632	0	15
28	SINDHUDURG	2141	2106	2106	0	35
29	SOLAPUR	18718	18406	18406	0	312
30	THANE	6264	4652	4652	0	1612
31	WASHIM	11500	10047	10047	0	1453
32	YAVATMAL	29681	25899	25899	0	3782
33	AHMEDNAGAR	35298	32970	32969	-1	2329
34	GONDIA	14246	12197	12195	-2	2051
Total		666711	541383	541643	263	125068

राज्यपुरस्कृत आवास योजना ग्रामीण - पूर्ण घरकूले

Sr. No.	Division	Sanction	17.03.2023	18.03.2023	Daily Achievement	Remaining	Avg. Completed Per Day From 20.11.22 to Today	To be Completed in Per Day till 31.03.23
1	NASHIK DIV.	108472	86624	86722	98	21750	73	1673
2	AMRAVATI DIV.	92584	62560	62618	58	29966	54	2305
3	NAGPUR DIV.	87419	67746	67793	47	19626	44	1510
4	AURANGABAD DIV.	160595	101334	101377	43	59218	96	4555
5	KONKAN DIV.	29664	22900	22913	13	6751	13	519
6	PUNE DIV.	62909	51138	51151	13	11758	26	904
Total		541643	392302	392574	272	149069	307	11467



राज्यपुरस्कृत आवास योजना ग्रामीण - पूर्ण घरकूले

Sr. No.	District	Sanction	17.03.2023	18.03.2023	Daily Achievement	Remaining	Avg. Completed Per Day From 20.11.22 to Today	To be Completed in Per Day till 31.03.23
1	AHMEDNAGAR	32969	28284	28340	56	4629	31	356
2	BULDHANA	19908	12861	12889	28	7019	16	540
3	NASHIK	22281	18189	18214	25	4067	13	313
4	YAVATMAL	25899	17320	17340	20	8559	13	658
5	CHANDRAPUR	23232	18231	18245	14	4987	14	384
6	GADCHIROLI	14974	10331	10345	14	4629	9	356
7	WARDHA	11141	8433	8444	11	2697	7	207
8	DHULE	16704	12804	12813	9	3891	11	299
9	HINGOLI	14877	9179	9188	9	5689	6	438
10	NANDED	19945	11683	11692	9	8253	9	635
11	THANE	4652	3653	3662	9	990	2	76
12	JALGAON	22423	17112	17119	7	5304	11	408
13	JALNA	19105	10638	10645	7	8460	29	651
14	PUNE	12748	9838	9845	7	2903	6	223
15	AMRAVATI	19105	13512	13518	6	5587	9	430
16	BEED	24681	13938	13944	6	10737	14	826
17	LATUR	25785	17601	17607	6	8178	12	629
18	NAGPUR	10691	8967	8973	6	1718	4	132
19	AURANGABAD	22328	14546	14549	3	7779	8	598
20	OSMANABAD	16881	10647	10650	3	6231	12	479
21	SATARA	10632	9279	9282	3	1350	5	104
22	SOLAPUR	18406	14745	14748	3	3658	8	281
23	AKOLA	17625	12013	12015	2	5610	9	432
24	RATNAGIRI	6678	5815	5817	2	861	2	66
25	WASHIM	10047	6854	6856	2	3191	7	245
26	BHANDARA	15186	12229	12230	1	2956	4	227
27	GONDIA	12195	9555	9556	1	2639	8	203
28	NANDURBAR	14095	10235	10236	1	3859	7	297
29	PALGHAR	10321	7116	7117	1	3204	6	246
30	SINDHUDURG	2106	1834	1835	1	271	1	21
31	KOLHAPUR	12528	10488	10488	0	2040	3	157
32	PARBHANI	16993	13102	13102	0	3891	4	299
33	RAIGAD	5907	4482	4482	0	1425	3	110
34	SANGLI	8595	6788	6788	0	1807	4	139
	Total	541643	392302	392574	272	149069	307	11467

प्रधानमंत्री आवास योजना ग्रामीण - हप्ते वितरण

Sr. No.	Division	1st Installment (Daily Achivement)	1st Installment Remaining	2nd Installment (Daily Achivement)	2nd Installment Remaining	3rd Installment (Daily Achivement)	3rd Installment Remaining
1	AURANGABAD DIV.	1207	26964	692	62621	588	18210
2	NASHIK DIV.	656	14235	552	44882	850	23820
3	NAGPUR DIV.	251	12997	535	28784	712	13467
4	AMRAVATI DIV.	408	35796	517	38769	332	13884
5	PUNE DIV.	140	13367	123	19191	137	6430
6	KONKAN DIV.	20	831	102	5292	127	5490
	Total	2682	104190	2521	199539	2746	81301

PMAY-G 1st Ins Pending

SINDHUDURG	10
RAIGAD	46
RATNAGIRI	118
THANE	127
GADCHIROLI	492
PALGHAR	530
KOLHAPUR	722
SANGLI	1109
SATARA	1143
DHULE	1549
PARBHANI	1736
NASHIK	1811
WARDHA	1834
GONDIA	1995
NANDURBAR	2181
HINGOLI	2293
NAGPUR	2360
JALNA	2469
CHANDRAPUR	2820
PUNE	2859
LATUR	3085
AURANGABAD	3306
AHMEDNAGAR	3359
BHANDARA	3496
WASHIM	3562
OSMANABAD	3610
BEED	4272
YAVATMAL	4917
AKOLA	5026
JALGAON	5335
NANDED	6193
SOLAPUR	7534
BULDHANA	9384
AMRAVATI	12907

PMAY-G 2nd Ins Pending

SINDHUDURG	499
RAIGAD	620
RATNAGIRI	716
THANE	1021
SATARA	1846
WARDHA	1890
PALGHAR	2436
PUNE	2647
KOLHAPUR	3310
GADCHIROLI	3576
OSMANABAD	3734
NAGPUR	3830
HINGOLI	3872
SANGLI	4641
AHMEDNAGAR	4650
WASHIM	4691
LATUR	5191
AKOLA	5376
JALNA	6053
CHANDRAPUR	6118
GONDIA	6338
SOLAPUR	6747
AURANGABAD	6774
BHANDARA	7032
BULDHANA	7071
NASHIK	7202
PARBHANI	7539
DHULE	7640
BEED	9115
AMRAVATI	9799
NANDURBAR	11759
YAVATMAL	11832
JALGAON	13631
NANDED	20343

PMAY-G 3rd Ins Pending

SINDHUDURG	402
RAIGAD	445
WARDHA	615
RATNAGIRI	676
KOLHAPUR	824
THANE	851
OSMANABAD	944
NAGPUR	968
PUNE	986
SATARA	1008
HINGOLI	1138
SANGLI	1414
LATUR	1457
WASHIM	1746
AKOLA	1801
PARBHANI	1921
JALNA	2071
SOLAPUR	2198
BULDHANA	2462
BHANDARA	2516
AURANGABAD	2595
GADCHIROLI	2696
AMRAVATI	3007
CHANDRAPUR	3023
PALGHAR	3116
BEED	3124
GONDIA	3649
DHULE	3919
NASHIK	4069
AHMEDNAGAR	4144
JALGAON	4233
YAVATMAL	4868
NANDED	4960
NANDURBAR	7455

प्रधानमंत्री आवास योजना ग्रामीण - हप्ते वितरण

Sr. No.	District	1st Installment (Daily Achivement)	1st Installment Remaining	2nd Installment (Daily Achivement)	2nd Installment Remaining	3rd Installment (Daily Achivement)	3rd Installment Remaining
1	NANDED	519	6193	271	20343	189	4960
2	GONDIA	136	1995	251	6338	356	3649
3	DHULE	347	1549	135	7640	175	3919
4	JALGAON	36	5335	205	13631	291	4233
5	NASHIK	148	1811	98	7202	173	4069
6	YAVATMAL	54	4917	175	11832	142	4868
7	CHANDRAPUR	59	2820	147	6118	150	3023
8	LATUR	129	3085	114	5191	97	1457
9	BULDHANA	160	9384	104	7071	66	2462
10	BEED	238	4272	42	9115	15	3124
11	AHMEDNAGAR	41	3359	84	4650	165	4144
12	AURANGABAD	42	3306	109	6774	118	2595
13	JALNA	133	2469	57	6053	44	2071
14	WASHIM	64	3562	103	4691	37	1746
15	SOLAPUR	119	7534	40	6747	35	2198
16	AMRAVATI	75	12907	67	9799	37	3007
17	AKOLA	55	5026	68	5376	50	1801
18	NANDURBAR	84	2181	30	11759	46	7455
19	BHANDARA	12	3496	68	7032	69	2516
20	HINGOLI	29	2293	29	3872	85	1138
21	PALGHAR	14	530	43	2436	71	3116
22	OSMANABAD	46	3610	45	3734	30	944
23	WARDHA	26	1834	27	1890	57	615
24	PARBHANI	71	1736	25	7539	10	1921
25	SATARA	6	1143	49	1846	31	1008
26	SINDHUDURG	6	10	43	499	30	402
27	GADCHIROLI	5	492	14	3576	54	2696
28	NAGPUR	13	2360	28	3830	26	968
29	PUNE	12	2859	18	2647	26	986
30	RATNAGIRI	0	118	13	716	24	676
31	KOLHAPUR	2	722	7	3310	27	824
32	SANGLI	1	1109	9	4641	18	1414
33	RAIGAD	0	46	3	620	2	445
34	THANE	0	127	0	1021	0	851
	Total	2682	104190	2521	199539	2746	81301

राज्यपुरस्कृत आवास योजना ग्रामीण - हप्ते वितरण

Sr. No.	Division	1st Installment (Daily Achivement)	1st Installment Remaining	2nd Installment (Daily Achivement)	2nd Installment Remaining	3rd Installment (Daily Achivement)	3rd Installment Remaining
1	AMRAVATI DIV.	0	4234	14	13657	20	5792
2	NASHIK DIV.	0	1671	1	8939	2	5949
3	NAGPUR DIV.	0	2644	0	8189	3	4081
4	PUNE DIV.	0	1712	1	5256	0	2458
5	AURANGABAD DIV.	0	15745	0	29210	0	11599
6	KONKAN DIV.	0	1047	0	2296	0	1607
Total		0	27053	16	67547	25	31486

State Schemes 1st Ins Pending

SINDHUDURG	12
RATNAGIRI	35
CHANDRAPUR	70
THANE	82
RAIGAD	83
NANDURBAR	129
DHULE	135
SATARA	172
NASHIK	176
SANGLI	188
NAGPUR	236
PUNE	292
KOLHAPUR	358
BHANDARA	362
BULDHANA	407
WASHIM	415
GADCHIROLI	473
AHMEDNAGAR	497
SOLAPUR	702
WARDHA	709
JALGAON	734
GONDIA	794
PALGHAR	835
YAVATMAL	985
AMRAVATI	1031
PARBHANI	1041
JALNA	1305
AKOLA	1396
LATUR	1591
OSMANABAD	1759
AURANGABAD	2058
HINGOLI	2096
BEED	2223
NANDED	3672

State Schemes 2nd Ins Pending

SINDHUDURG	105
RATNAGIRI	268
THANE	323
SATARA	490
RAIGAD	570
GONDIA	782
NAGPUR	855
SANGLI	972
PALGHAR	1030
PUNE	1063
WARDHA	1072
BHANDARA	1103
KOLHAPUR	1144
NANDURBAR	1170
NASHIK	1429
SOLAPUR	1587
DHULE	1599
WASHIM	1665
PARBHANI	1862
GADCHIROLI	2144
CHANDRAPUR	2233
JALGAON	2320
AKOLA	2326
AHMEDNAGAR	2421
AMRAVATI	2461
HINGOLI	2659
BULDHANA	2698
OSMANABAD	3331
NANDED	3484
AURANGABAD	3746
JALNA	3946
LATUR	4381
YAVATMAL	4507
BEED	5801

State Schemes 3rd Ins Pending

SINDHUDURG	93
RATNAGIRI	195
NAGPUR	282
SATARA	295
THANE	305
KOLHAPUR	345
RAIGAD	386
SANGLI	390
BHANDARA	403
WARDHA	413
GONDIA	510
PALGHAR	628
PUNE	698
SOLAPUR	730
WASHIM	746
HINGOLI	814
PARBHANI	872
AMRAVATI	874
AKOLA	926
NASHIK	1023
DHULE	1063
NANDURBAR	1090
AURANGABAD	1090
NANDED	1133
GADCHIROLI	1227
OSMANABAD	1233
CHANDRAPUR	1246
JALGAON	1296
AHMEDNAGAR	1477
YAVATMAL	1610
BULDHANA	1636
LATUR	1811
BEED	2150
JALNA	2496

राज्यपुरस्कृत आवास योजना ग्रामीण -हप्ते वितरण

Sr. No.	District	1st Installment (Daily Achivement)	1st Installment Remaining	2nd Installment (Daily Achivement)	2nd Installment Remaining	3rd Installment (Daily Achivement)	3rd Installment Remaining
1	BULDHANA	0	407	14	2698	20	1636
2	AHMEDNAGAR	0	497	1	2421	2	1477
3	WARDHA	0	709	0	1072	2	413
4	NAGPUR	0	236	0	855	1	282
5	SATARA	-1	172	1	490	0	295
6	AKOLA	0	1396	0	2326	0	926
7	AMRAVATI	0	1031	0	2461	0	874
8	AURANGABAD	0	2058	0	3746	0	1090
9	BEED	0	2223	0	5801	0	2150
10	BHANDARA	0	362	0	1103	0	403
11	CHANDRAPUR	0	70	0	2233	0	1246
12	DHULE	0	135	0	1599	0	1063
13	GADCHIROLI	0	473	0	2144	0	1227
14	GONDIA	0	794	0	782	0	510
15	HINGOLI	0	2096	0	2659	0	814
16	JALGAON	0	734	0	2320	0	1296
17	JALNA	0	1305	0	3946	0	2496
18	KOLHAPUR	0	358	0	1144	0	345
19	LATUR	0	1591	0	4381	0	1811
20	NANDED	0	3672	0	3484	0	1133
21	NANDURBAR	0	129	0	1170	0	1090
22	NASHIK	0	176	0	1429	0	1023
23	OSMANABAD	0	1759	0	3331	0	1233
24	PALGHAR	0	835	0	1030	0	628
25	PARBHANI	0	1041	0	1862	0	872
26	PUNE	0	292	0	1063	0	698
27	RAIGAD	0	83	0	570	0	386
28	RATNAGIRI	0	35	0	268	0	195
29	SANGLI	0	188	0	972	0	390
30	SINDHUDURG	0	12	0	105	0	93
31	SOLAPUR	0	702	0	1587	0	730
32	THANE	0	82	0	323	0	305
33	WASHIM	0	415	0	1665	0	746
34	YAVATMAL	0	985	0	4507	0	1610
	Total	0	27053	16	67547	25	31486